



Integrated Science Support, Inc

14450 N 169 Hwy Suite O
Smithville, MO 64089
(816) 390-9011

**MQSA Physicist Qualifications
Kevin J. Sweeney, M.S.**

Contents

Missouri Mammography Physicist Initial Qualifications Certificate

Missouri Qualified Expert Certificate

KS Medical Physicist Certificate

Iowa Mammography Physicist Certificate

Initial Training for Film-Screen/Digital/Tomosynthesis
Mammography

Continuing Education

Continuing Experience

Note: The Missouri Initial Qualifications Certificate does NOT have an expiration date.

Distributed January 2025

The Individual Below Is Hereby Recognized by the Missouri Department of Health and Senior Services, Bureau of Diagnostic Services as a

Qualified Expert in Radiation Safety

Kevin Sweeney MS




Recognition of Qualified Expert Status Valid

1/23/2025 Until: 1/23/2027

Qualified Expert ID:

QE253



Administrator, Bureau of Diagnostic Services




Area(s) of Expertise

- | | |
|--|---|
| <input checked="" type="checkbox"/> Health Physics Consultation | <input checked="" type="checkbox"/> Mammography *(FDA MQSA Standards) |
| <input checked="" type="checkbox"/> Radiation Shielding Design | <input checked="" type="checkbox"/> CT |
| <input checked="" type="checkbox"/> Diagnostic Radiographic (Medical/Chiropractic/Podiatric) | <input checked="" type="checkbox"/> Bone Density/DEXA |
| <input checked="" type="checkbox"/> Fluoroscopy/Inverventional Radiology | <input checked="" type="checkbox"/> Dental (Non-CBCT) |
| <input checked="" type="checkbox"/> Non-Medical/Industrial/Academic/Research | <input checked="" type="checkbox"/> Veterinary Radiology |
| <input type="checkbox"/> Therapy/Linear Accelerator | <input type="checkbox"/> Other : |

**MRCP has determined that this Qualified Expert currently meets FDA's MQSA standards for approval as a mammography medical physicist, and a copy of his/her current qualifications is maintained by the MRCP.*

Per requirements in 19 CSR 20-10.010, this person is found to have the necessary training and experience to be able to perform dependable radiation surveys. Despite recognition of this person's status as a Qualified Expert, the Department makes no warranty either expressed or implied as to the quality of specific services provided to an individual facility. Complaints regarding this person's ability to continue to conduct dependable radiation surveys may be directed to the Radiation Control Program at 573-751-6083 or MRCP@health.mo.gov



KANSAS DEPARTMENT OF HEALTH AND ENVIRONMENT

Bureau of Community Health Systems

Radiation Control Section

1000 SW Jackson, Ste. 330

Topeka, KS 66612-1365



Kansas X-ray Service Provider Registration

Kevin Sweeney, M.S.

Is hereby registered as a provider of radiation services in the specialty areas specified below in accordance with Article 35 of the Kansas Radiation Protection Regulations.

SERVICE PROVIDER NUMBER

KS-125

SERVICE PROVIDER SPECIALTY

Medical Diagnostic X-ray Physics

REGISTRATION DATE

February 3, 2017

FOR THE STATE DEPARTMENT OF HEALTH AND ENVIRONMENT

By


Jason Barney, RRPT

March 14, 2024

Kevin Sweeney
4933 W 72ND STREET
PRAIRIE VILLAGE, KS 66208

Dear Kevin Sweeney,

This letter is to verify that you have met *all MQSA initial qualification requirements as stated in the final regulations, 900.12(a)(3)(i) and all* Iowa registration requirements for a medical physicist in:

Mammography: Digital
Mammography: Tomosynthesis

Therefore, you are permitted to perform all those procedures required under Iowa Radiation Machines Rules for the above categories. Your **registration number MPHY10004** expires on April 30, 2025.

Each Iowa facility where you provide medical physics services must have a copy of this Medical Physics Approval letter.

Thank you for your cooperation. Please call 515-285-3246 if you have any questions.

Sincerely,

Patty Riesberg

Patty Riesberg, Bureau Chief
Bureau of Radiological Health
Office Phone: 515-281-3478
Fax: <FaxNumber>
Email: Patricia.Riesberg@idph.iowa.gov

April 3, 2024

Kevin Sweeney
4933 W 72ND STREET
PRAIRIE VILLAGE, KS 66208

Dear Kevin Sweeney,

This letter is to verify that you have met the Iowa registration requirements for a medical physicist in:

Stereotactic Breast Biopsy

Therefore, you are permitted to perform all those procedures required under Iowa Radiation Machines Rules for the above categories. Your **registration number STR10039** expires on April 30, 2025.

Each Iowa facility where you provide medical physics services must have a copy of this Medical Physics Approval letter.

Thank you for your cooperation. Please call 515-285-3246 if you have any questions.

Sincerely,

Patty Riesberg

Patty Riesberg, Bureau Chief
Bureau of Radiological Health
Office Phone: 515-281-3478
Fax: <FaxNumber>
Email: Patricia.Riesberg@idph.iowa.gov



Hereby awards this Certificate of Completion to

Kevin Sweeney

3 hours of HOLOGIC's Online Tomosynthesis Training For Medical Physicists in accordance with MQSA guidance for Digital 3-D Mammography Systems*

Selenia® Dimensions® Quality Control and Set-up Procedures

Wednesday, July 13, 2016

Date Completed

A handwritten signature in black ink, appearing to read "Lori Fontaine".

Lori Fontaine
VP, Clinical & Regulatory



Integrated Science Support, Inc.

2027 N. 36th St.
St. Joseph, MO 64506
(816) 390-9011
(800) 306-4477
Fax (816) 390-8003

November 1, 2016

To: Whom it may Concern

From: Stephen E. Hale Jr., Ph.D., DABR

Stephen E. Hale Jr.

Subject: Physicist training for 3D mammography systems

This is to certify that Kevin J. Sweeney, MS, has received 5 hours of in-service training in the unique aspects of the following 3D/Tomosynthesis Mammography systems:

- 1) General Electric Seno-Clair Breast Tomosynthesis system
- 2) Hologic Selenia Dimensions DBT
- 3) Siemens Mammomat Inspiration Tomosynthesis Option

The records of this training are available in the corporate offices of Integrated Science Support, Inc., at 2027 N. 36th Street, St. Joseph, MO 64506.



Integrated Science Support, Inc

2027 N. 36th Street
St. Joseph, MO 64506
(816) 390-9011
(800) 306-4477

July 11, 2016

To: Whom It May Concern

From: Jon J. Erickson, Ph.D, DABR.

A handwritten signature in black ink, appearing to read 'Jon Erickson', is written over the printed name.

Subject: Initial MQSA Training Requirements for Kevin J. Sweeney, MS
January 2, 2016, and July 11, 2016, Kevin J. Sweeney, M.S., received 20 contact hours of training in the surveying of mammography x-ray systems.

This memo is also to certify that during the same period of time he performed 10 mammography inspections under the direct supervision of Jon J. Erickson, Ph.D., Stephen E. Hale Jr. Ph.D. and Gregory Sackett, M.S.

This memo is also to certify that during the same period of time he received 8 hours of training in surveying digital mammography units. This training was conducted by Jon J. Erickson, Ph.D., Stephen E. Hale Jr. Ph.D. and Gregory Sackett, MS.

The records of this training and experience are available in the corporate offices of Integrated Science Support, Inc., at 2027 N. 36th Street, Saint Joseph, MO 64506.

CAMPEP
Commission on Accreditation of Medical Physics Education Programs, Inc.
Certificate of Medical Physics Continuing Education Credits
----Transcript----

Kevin Sweeney
 5217 W 116th St
 Leawood, KS 66211
 US

Participated in the following CAMPEP accredited educational program(s) and is awarded Medical Physics Continuing Education Credits (MPCECs) as designated

<u>Program Title</u>	<u>Date Credits Earned</u>	<u>Category/SubCategory</u>	<u>EA Title</u>	<u>Credits</u>
2023 AAPM Online Learning Center	07/18/2023	Diagnostic Radiology: Computed Tomography	N-4549 CT Clinical Practice: Compliance with AAPM, ACR, and TJC Guidelines	1
2024 AAPM Online Learning Center	01/09/2024	Diagnostic Radiology: Mammography	1598-N Mammographic Surveys	1
2024 AAPM Online Learning Center	01/09/2024	Diagnostic Radiology: Mammography	1632-N Manufacturers Quality Control Output Templates	1
2024 AAPM Online Learning Center	01/09/2024	Diagnostic Radiology: Mammography	1809-N The future of breast cancer imaging	1
2024 AAPM Online Learning Center	01/09/2024	Diagnostic Radiology: Mammography	1898-N Breast Cancer Screening and Digital Mammography	1
2024 AAPM Online Learning Center	01/09/2024	Diagnostic Radiology: Mammography	1970-N Advances in Breast Imaging	1
2024 AAPM Online Learning Center	01/22/2024	Diagnostic Radiology: Mammography	2249-N Development and validation of a new guidance device for lateral approach stereotactic breast biopsy	1
2024 AAPM Online Learning Center	01/22/2024	Diagnostic Radiology: Mammography	2888-N Evaluating the Performance of Stereotactic Breast Imaging Biopsy Systems 2019	1
2024 AAPM Online Learning Center	01/22/2024	Diagnostic Radiology: Mammography	2891-N Multi-Modality Stereotactic Breast Biopsy Systems	1
2024 AAPM Online Learning Center	01/09/2024	Diagnostic Radiology: Mammography	4164-N Unique Features of the Siemens Inspiration Digital Breast Tomosynthesis System	1

2024 AAPM Online Learning Center	01/09/2024	Diagnostic Radiology: Mammography	4256-N Digital Breast Tomosynthesis Physics: Basics to Advanced	1
2024 AAPM Online Learning Center	01/09/2024	Diagnostic Radiology: Mammography	4258-N Digital Breast Tomosynthesis Unique Features of the GE SenoClaire Tomosynthesis System	1
2024 AAPM Online Learning Center	01/09/2024	Diagnostic Radiology: Mammography	4260-N Changing Perceptions and Updated Methods for Mammography	1
2024 AAPM Online Learning Center	01/09/2024	Diagnostic Radiology: Mammography	4264-N Dense Breasts, Risk Stratification, DCIS Controversy Genetic Based Risk Stratification - The Road to Customized Care	1
2024 AAPM Online Learning Center	01/09/2024	Diagnostic Radiology: Mammography	4326-N Updates on the New ACR FFDM Manual	1
2024 AAPM Online Learning Center	01/17/2024	Diagnostic Radiology: Mammography	4417-N From Detection to Prediction: Imaging Markers of Breast Cancer Risk	1
2024 AAPM Online Learning Center	01/09/2024	Diagnostic Radiology: Mammography	N-4574 Variations in signal-to-noise characteristics of tissue-equivalent attenuators for mammographic automatic exposure control system performance evaluation	1
2024 AAPM Online Learning Center	01/09/2024	Diagnostic Radiology: Mammography	N-4575 Evaluating the Performance of Stereotactic Breast Imaging Biopsy Systems	1
2024 AAPM Online Learning Center	01/09/2024	Diagnostic Radiology: Mammography	N-4592 Photon Counting Detectors in Mammographic and X-ray Phase Contrast Imaging	1
Total Released Credits:				19

[Order this Transcript](#)

[Print](#)

[Back](#)



Integrated Science Support, Inc

2027 N. 36th St.
St, Joseph, MO 64506
(816) 390-9011
(800) 306-4477
Fax (816) 390-8003

November 22, 2016


To: Whom it may Concern

From: Stephen E. Hale Jr., Ph.D., DABR

Stephen E. Hale Jr.

Subject: Physicist training for General Electric

This is to certify that Kevin J. Sweeney, M.S., has received 8 hours of in-service training in the unique aspects of the General Electric Seno-Clair Breast Tomosynthesis system.

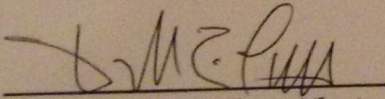


To all whom it may concern
Greeting:

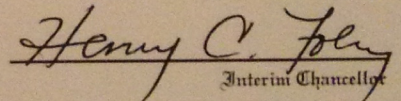
Be it known that the Curators, having been advised by the Faculty that
Kevin Joseph Sweeney
has completed the Course of Study required of candidates for the degree of
Master of Science
Nuclear Engineering

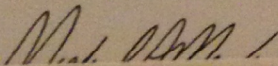
and is qualified to receive the same, do confer said degree
with all the honors and privileges appertaining thereto.
In testimony whereof the signatures of the proper officials and the
seal of the University are affixed.

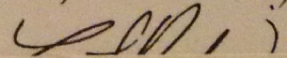
Done at the
University of Missouri-Columbia
in the City of Columbia, State of Missouri,
this eighteenth day of December in the year two thousand and fifteen.


Chair of the Board of Curators




Interim Chancellor







Integrated Science Support, Inc.

14464 N 169 Hwy
Smithville, MO 64089

The following is a true representation of the Continuing Mammography System Evaluation Experience for the indicated Physicist.

1/2/2025

Stephen E. Hale, Ph.D., DABR
President

Date

Continuing Experience Summary for Kevin Sweeney, M.S.

Facility State	MQSA Number	System Model	Date Performed
IA	10381904	Pristina	6/2/2023
IA		Revelation	12/12/2023
IA		Revelation	11/12/2024
IA		B.brilliant	12/6/2024
KS	225809	Selenia Dimensions	1/26/2023
KS	149336	Selenia Dimensions	2/6/2023
KS	242795	Dimension	2/14/2023
KS	10450827	Revelation	2/17/2023
KS	223065	SenoClaire	3/3/2023
KS	136036	Selenia Dimensions	3/3/2023
KS	117002	Selenia Dimensions	3/7/2023
KS	164244	Selenia Dimensions	3/15/2023
KS	158022	Selenia Dimensions	4/12/2023
KS	149336	Selenia Dimensions	4/14/2023
KS	107064	Dimensions	6/30/2023
KS	195032	Selenia Dimensions	7/24/2023
KS	195032	Selenia Dimensions	7/24/2023
KS	237359	Mammomat Inspiration	8/4/2023
KS		Selenia Dimensions	9/21/2023
KS	233220	Mammomat Inspiration	9/28/2023
KS	138719	Mammomat Inspiration	10/3/2023
KS	195032	Selenia Dimensions	11/3/2023

Facility State	MQSA Number	System Model	Date Performed
KS	129049	Dimensions	11/29/2023
KS	129049	Selenia Dimensions	11/29/2023
KS	131722	Mammomat Inspiration Prime	12/7/2023
KS	173062	Essential	12/18/2023
KS	118612	Selenia Dimensions	2/5/2024
KS	212076	Selenia Dimensions	2/6/2024
KS	242795	Dimension	2/13/2024
KS	223065	SenoClaire	3/20/2024
KS	10450827	Revelation	3/25/2024
KS	164244	Selenia Dimensions	3/27/2024
KS	149336	Selenia Dimensions	4/22/2024
KS	246931	Selenia Dimensions	4/30/2024
KS	243046	Selenia Dimensions	5/30/2024
KS	195032	Selenia Dimensions	7/11/2024
KS		Selenia Dimensions	7/19/2024
KS	237359	Mammomat Inspiration	8/8/2024
KS	138719	Mammomat Inspiration	8/16/2024
KS		Selenia Dimensions	9/11/2024
KS	233220	Mammomat Inspiration	9/27/2024
KS	195032	Selenia Dimensions	11/7/2024
KS	131722	Mammomat Inspiration Prime	12/9/2024
KS	118612	Dimensions	12/12/2024
KS		Selenia Dimensions	12/20/2024
MO	234020	Mammomat Inspiration	1/4/2023
MO	237686	Mammomat Inspiration Prime	1/11/2023
MO	18327	Selenia Dimensions	2/23/2023
MO	227260	Essential	3/22/2023
MO	10450827	Mammomat Inspiration	3/27/2023
MO	6564	Inspiration	5/1/2023
MO	6564	Inspiration	5/1/2023
MO	182758	Cristalle	5/2/2023
MO	243139	Selenia Dimensions	6/22/2023
MO	235400	Mammomat Inspiration	6/26/2023
MO	237239	Mammomat Inspiration	8/16/2023

Facility State	MQSA Number	System Model	Date Performed
MO	187526	Selenia Dimensions	8/17/2023
MO	187526	Selenia Dimensions	8/17/2023
MO	239477	Mammomat Inspiration	8/18/2023
MO	233441	Revelation	8/23/2023
MO	235400	Mammomat Inspiration	8/25/2023
MO	174300	Selenia Dimensions	9/19/2023
MO	155507	Mammomat Inspiration	11/9/2023
MO	245487	Dimensions	11/22/2023
MO		Selenia Dimensions	12/8/2023
MO	209619	Essential w/ MTD	12/22/2023
MO	237686	Mammomat Inspiration Prime	1/17/2024
MO	18327	Selenia Dimensions	2/20/2024
MO	167411	Dimensions	2/27/2024
MO	10450827	Mammomat Inspiration	3/28/2024
MO		FDR MS-3500	4/25/2024
MO	6564	Inspiration	5/10/2024
MO	6564	Inspiration	5/10/2024
MO	182758	Cristalle	5/21/2024
MO	139709	Selenia Dimensions	5/24/2024
MO	139709	Selenia Dimensions	5/24/2024
MO	187526	Selenia Dimensions	7/26/2024
MO	187526	Selenia Dimensions	7/26/2024
MO	239477	Mammomat Inspiration	8/7/2024
MO	235400	Mammomat Inspiration	8/13/2024
MO	237239	Mammomat Inspiration	8/23/2024
MO	233441	Revelation	8/26/2024
MO	10450827	Mammomat Inspiration	8/26/2024
MO	174300	Selenia Dimensions	8/27/2024
MO	245487	Dimensions	11/4/2024
MO	155507	Mammomat Inspiration	11/15/2024
MO		Selenia Dimensions	12/17/2024

IA Facilities:	<input type="text" value="2"/>	IA Machines:	<input type="text" value="4"/>
KS Facilities:	<input type="text" value="22"/>	KS Machines:	<input type="text" value="41"/>
MO Facilities:	<input type="text" value="20"/>	MO Machines:	<input type="text" value="42"/>