



Integrated Science Support, Inc

14450 N 169 Hwy, Suite O
Smithville, MO 64089
(816) 390-9011

**MQSA Physicist Qualifications
Stephen E. Hale Jr., Ph.D., DABR**

Contents

FDA Mammography Physicist Qualification Certificate

Missouri Qualified Expert Certificate

KS Medical Physicist Certificate

IA Mammography Physicist Certificate

Missouri Mammography Physicist Initial Qualifications Certificate

Initial Training for Film-Screen/Digital/Tomosynthesis
Mammography

Continuing Education

Continuing Experience

Note: The Missouri Initial Qualifications Certificate does NOT have an expiration date.

Distributed January 2025



Food and Drug Administration
10993 New Hampshire Avenue
Silver Spring, MD 20993

September 13, 2012

Stephen E. Hale, Ph.D.
Integrated Science Support, Inc.
2027 N. 36th Street
St. Joseph, MO 64506

Dear Dr. Hale:

After reviewing your credentials, the Division has determined that you meet the initial qualification requirements described in Section 900.12(a)(3)(i) of the final regulations which went into effect on April 28, 1999. A copy of this letter may be provided to your facility as documentation that these requirements are met. For MQSA documentation purposes, you will also need to supply all facilities where you provide mammography services a copy of your current State approval, State license, or Board certification. Please be aware that if your State approval or State license expires after a certain period, you must provide to your facilities a new copy of the documentation after each renewal. Failure to provide your facility with proper valid documentation may lead to a citation.

From the information you provided for our review, your starting date for meeting your continuing education and continuing experience requirement is July 16, 2010. If you have any further questions regarding this matter, please contact the MQSA Hotline at 1-800-838-7715.

Sincerely yours,

A handwritten signature in cursive script that reads "Helen J. Barr, MD".

Helen J. Barr, M.D., Director
Division of Mammography Quality and Radiation
Programs,
Office of Communication, Education, and Radiation
Programs
Center for Devices and Radiological Health

The Individual Below Is Hereby Recognized by the Missouri Department of Health and Senior Services, Bureau of Diagnostic Services as a

Qualified Expert in Radiation Safety

Stephen Hale, Jr. Ph.D.




Recognition of Qualified Expert Status Valid

10/24/2024 Until: 10/24/2026

Qualified Expert ID:

QE033



Administrator, Bureau of Diagnostic Services




Area(s) of Expertise

- | | |
|----------------------------------------------------------------------------------------------|-----------------------------------------------------------------------|
| <input checked="" type="checkbox"/> Health Physics Consultation | <input checked="" type="checkbox"/> Mammography *(FDA MQSA Standards) |
| <input checked="" type="checkbox"/> Radiation Shielding Design | <input checked="" type="checkbox"/> CT |
| <input checked="" type="checkbox"/> Diagnostic Radiographic (Medical/Chiropractic/Podiatric) | <input checked="" type="checkbox"/> Bone Density/DEXA |
| <input checked="" type="checkbox"/> Fluoroscopy/Inverventional Radiology | <input checked="" type="checkbox"/> Dental (Non-CBCT) |
| <input checked="" type="checkbox"/> Non-Medical/Industrial/Academic/Research | <input checked="" type="checkbox"/> Veterinary Radiology |
| <input type="checkbox"/> Therapy/Linear Accelerator | <input type="checkbox"/> Other : |

**MRCP has determined that this Qualified Expert currently meets FDA's MQSA standards for approval as a mammography medical physicist, and a copy of his/her current qualifications is maintained by the MRCP.*

Per requirements in 19 CSR 20-10.010, this person is found to have the necessary training and experience to be able to perform dependable radiation surveys. Despite recognition of this person's status as a Qualified Expert, the Department makes no warranty either expressed or implied as to the quality of specific services provided to an individual facility. Complaints regarding this person's ability to continue to conduct dependable radiation surveys may be directed to the Radiation Control Program at 573-751-6083 or MRCP@health.mo.gov



KANSAS DEPARTMENT OF HEALTH AND ENVIRONMENT

Bureau of Community Health Systems

Radiation Control Section

1000 SW Jackson, Ste. 330

Topeka, KS 66612-1365



Kansas X-ray Service Provider Registration

Stephen E. Hale, Jr., Ph.D.

Is hereby registered as a provider of radiation services in the specialty areas specified below in accordance with Article 35 of the Kansas Radiation Protection Regulations.

SERVICE PROVIDER NUMBER

KS-113

SERVICE PROVIDER SPECIALTY

Medical Diagnostic X-ray Physicists

REGISTRATION DATE

July 26, 2016

FOR THE STATE DEPARTMENT OF HEALTH AND ENVIRONMENT

By

A blue ink signature of Jason Barney, written over a horizontal line.

Jason Barney, RRPT

March 14, 2024

Stephen Hale
14450 N 169 HIGHWAY SUITE O
SMITHVILLE, MO 64089

Dear Stephen Hale,

This letter is to verify that you have met *all MQSA initial qualification requirements as stated in the final regulations, 900.12(a)(3)(i) and all* Iowa registration requirements for a medical physicist in:

Mammography: Digital
Mammography: Film Screen
Mammography: Tomosynthesis

Therefore, you are permitted to perform all those procedures required under Iowa Radiation Machines Rules for the above categories. Your **registration number MPHY10027** expires on April 30, 2025.

Each Iowa facility where you provide medical physics services must have a copy of this Medical Physics Approval letter.

Thank you for your cooperation. Please call 515-285-3246 if you have any questions.

Sincerely,

Patty Riesberg

Patty Riesberg, Bureau Chief
Bureau of Radiological Health
Office Phone: 515-281-3478
Fax: <FaxNumber>
Email: Patricia.Riesberg@idph.iowa.gov



Missouri Department of Health and Senior Services

P.O. Box 570, Jefferson City, MO 65102-0570 Phone: 573-751-6400 FAX: 573-751-6010
RELAY MISSOURI for Hearing and Speech Impaired 1-800-735-2966 VOICE 1-800-735-2466

Margaret T. Donnelly
Director



Jeremiah W. (Jay) Nixon
Governor

July 16, 2010

Qualifications Review of Individuals Providing Medical Physics Support Services in Mammography

Missouri Rule 19 CSR 20-11.060 authorizes the Missouri Department of Health and Senior Services (DHSS) to approve individuals providing medical physics support to suppliers of mammography services. DHSS's Missouri Radiation Control Program (MRCP) has reviewed documentation for:

Name: Stephen E. Hale, Jr. Ph.D.
Company or Title: Integrated Science Support
Address: 1802 Union St.
City/State/Zip Code: St. Joseph MO 64501

Review of Initial Qualifications

Initial Requirement	Documentation Required by FDA	Documents Reviewed/On File at MRCP
License, Approval or Board Certified	State License, State Approval Letter or ABR/AOBR Certificate in Diagnostic Physics	Missouri Dept. of Health & Senior Services State Approval Letter July 16, 2010
Qualifying Degree	Degree in Physical Science: PhD or MS with 20 hours in Physics	Ph.D. in Physics University of North Carolina at Chapel Hill May 16, 1999
Specialized Survey Training*	PhD or MS Degree: 20 contact hours	Letter from Jon J. Erickson, Ph.D. documenting Dr. Hale completed 20 contact hours of training in surveying mammography facilities. July 6, 2010
Initial Experience*	PhD or MS Degree: 1 facility and 10 units	Letter from Jon J. Erickson, Ph.D. documenting Dr. Hale surveyed, under direct supervision, one (1) facility and ten (10) mammography units. July 6, 2010
New Modality Training (if applicable)	Certificate(s) documenting 8 hours modality-specific training prior to surveying in that modality	Letter from Jon J. Erickson, Ph.D. documenting Dr. Hale received eight (8) hours of training in surveying digital mammography units. July 6, 2010

*Individual may attest to fulfilling this requirement if training and/or experience obtained prior to October 1, 1994.

MISSOURI APPROVAL IS GRANTED

Start Date: July 16, 2010

Documentation of your continuing education and experience was reviewed and found to be acceptable. Remember that documentation of continuing education and experience must be kept on file at all facilities where you provide medical physics services. Inform MRCP of any changes in name, address or telephone number. Please note FDA has decreed this review/approval is not reciprocal between states. You will need a similar review by each state in which you provide these services. You can also send your documentation directly to FDA for their review.

If you have any questions or need additional information, please contact the Missouri Radiation Control Program at (573) 751-6083.

Review performed by: Charles C. Arnold
FDA Certified MQSA Inspector #I2227
Missouri Radiation Control Program
Bureau of Health Services Regulation

www.dhss.mo.gov

Healthy Missourians for life.

The Missouri Department of Health and Senior Services will be the leader in promoting, protecting and partnering for health.

AN EQUAL OPPORTUNITY / AFFIRMATIVE ACTION EMPLOYER: Services provided on a nondiscriminatory basis



Integrated Science Support, Inc

1802 Union
St, Joseph, MO 64501
(816) 390-9011
(800) 306-4477
FAX (816) 390 – 8003

July 13, 2010

To: Whom It May Concern

A handwritten signature in black ink that reads "Jon J. Erickson".

From: Jon J. Erickson, Ph.D., DABR

Subject: Initial MQSA Training Requirements for **Stephen. E. Hale, Jr., Ph.D.**

This memo is to certify that between the dates of April 20, 2010 and July 6, 2010, Stephen. E. Hale, Jr, Ph.D. received 20 contact hours of training in the surveying of mammography x-ray systems.

This memo is also to certify that during the same period of time he performed 10 mammography system inspections under the direct supervision of Jon J. Erickson, Ph.D, DABR.

This memo is also to certify that during the same period of time he received 8 hours of training in surveying digital mammography units. This training was conducted by Jon J Erickson, PhD, DABR

The records of this training and experience are available in the corporate offices of Integrated Science Support, Inc. at 1802 Union, Saint Joseph, MO 64501.

HOLOGIC™

The Women's Health Company



Hereby awards this Certificate of Completion to

Stephen E. Hale Jr., Ph.D.

*For completing 3 hours of HOLOGIC's Online Tomosynthesis Training
For Medical Physicists in accordance with MQSA guidance for Digital 3-D Mammography Systems**

Selenia® Dimensions® Quality Control and Set-up Procedures

On this Date: February 8, 2012

*Authorized by: Georgia K. Kitzke
VP, Product and Clinical Education, Breast Health*

**MQSA guidelines require each Medical Physicist to complete eight hours of product training prior to using the Selenia Dimensions™ for clinical use.*

HOLOGICTM

The Women's Health Company



Hereby awards this Certificate of Completion to

Stephen E. Hale Jr., Ph.D

*For completing 2 hours of HOLOGIC's product training in accordance with MQSA guidance for Digital 3-D Mammography Systems**

Selenia DimensionsTM Quality Control and Set-up Procedures

On this Date: 11/15/2012

Authorized Instructor:


Todd Vincent BMI

** MQSA guidelines require each Medical Physicist to complete eight hours of product training prior to using the Selenia DimensionsTM for clinical use.*

HOLOGIC™

The Women's Health Company



Hereby awards this Certificate of Completion to

Stephen E. Hale Jr., Ph.D

*For completing 4 hours of HOLOGIC's product training in accordance with MQSA guidance for Digital 3-D Mammography Systems**

Selenia Dimensions™ Quality Control and Set-up Procedures

On this Date: 11/14/2012

Authorized Instructor:

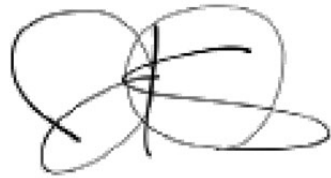

Todd Vincent BMI

* MQSA guidelines require each Medical Physicist to complete eight hours of product training prior to using the Selenia Dimensions™ for clinical use.

Certificate of Completion

Stephen Hale Jr., PhD, DABR

In recognition of successful completion of the GE Healthcare
Digital Breast Tomosynthesis Supplemental Training Program



Jessie Jacob, MD, MMM
GE Chief Medical Officer, Women's Health

April 29, 2015



GE Healthcare



Integrated Science Support, Inc

2027 N. 36th St.
St, Joseph, MO 64506
(816) 390-9011
(800) 306-4477
Fax (816) 390-8003

November 24, 2015

To: Whom it may Concern

From: Jon Erickson, Ph.D., DABR

Subject: Physicist training for General Electric

A handwritten signature in black ink, appearing to read 'Jon Erickson', is written over the 'From:' line of the header.

This is to certify that Stephen E. Hale Jr., Ph.D., DABR, has received 8 hours of in-service training in the unique aspects of the General Electric Seno-Clair Breast Tomosynthesis system.

CERTIFICATE *of* COMPLETION

This is to certify that:

Stephen Hale

successfully completed

MAMMOMAT Inspiration Tomosynthesis for Medical Physicists

This 3.0 hour web based training on Siemens Tomosynthesis

for Digital 3-D Mammography Systems. Training includes Siemens unique feature training.

Course ID: 90010613

Completion Date: 09/10/2015

Credits Type/Earned: 3 Category A

Approving Organization: AHRA

Reference Number: END1784

Approved Date Range: 08/13/2015 - 08/31/2016

SIEMENS



Gregory Scrensen, MD
President & CEO

CERTIFICATE of COMPLETION

This is to certify on (date):

9/18/15

Stepha E. Hale Jr.

has successfully completed a total of 5.0 hours of Siemens hands-on Tomosynthesis training for Medical Physicists in accordance with MQSA guidelines for Digital 3-D Mammography Systems:



Nanci L. Wozniak, BS, RT(N), CNMT
Vice President, Education Services

Logged in as shale@issphysics.com, CAMPEPID# 28367 | [Logout](#)

CAMPEP
Commission on Accreditation of Medical Physics Education Programs, Inc.
Certificate of Medical Physics Continuing Education Credits
----Transcript----

Stephen Hale Jr.
 14450 N. 169 Hwy
 Suite O
 Smithville, MO 64089
 US

Participated in the following CAMPEP accredited educational program(s) and is awarded Medical Physics Continuing Education Credits (MPCECs) as designated

<u>Program Title</u>	<u>Date Credits Earned</u>	<u>Category/ SubCategory</u>	<u>EA Title</u>	<u>Credits</u>
2023 AAPM Online Learning Center	01/17/2023	Diagnostic Radiology: Mammography	1802-N Acquisition Parameter Selection in Digital Mammography	1
2023 AAPM Online Learning Center	01/12/2023	Diagnostic Radiology: Mammography	1898-N Breast Cancer Screening and Digital Mammography	1
2023 AAPM Online Learning Center	01/12/2023	Diagnostic Radiology: Mammography	4417-N From Detection to Prediction: Imaging Markers of Breast Cancer Risk	1
2024 AAPM Online Learning Center	01/16/2024	Diagnostic Radiology: Mammography	1632-N Manufacturers Quality Control Output Templates	1
2024 AAPM Online Learning Center	03/06/2024	Diagnostic Radiology: Mammography	1970-N Advances in Breast Imaging	1
2024 AAPM Online Learning Center	03/06/2024	Diagnostic Radiology: Mammography	2121-N Calcification Detection in Digital Mammography	1
2024 AAPM Online Learning Center	03/06/2024	Diagnostic Radiology: Mammography	2209-N Accreditation of Stereotactic Breast Biopsy and Breast Ultrasound Systems	1
2024 AAPM Online Learning Center	01/21/2024	Diagnostic Radiology: Mammography	2263-N ACR Accreditation of Stereotactic Breast Biopsy Systems and of Breast Ultrasound Systems 2015	1
2024 AAPM Online Learning Center	01/16/2024	Diagnostic Radiology: Mammography	2484-N Mammography 1 Contrast Enhanced Spectral Mammography	1
2024 AAPM Online Learning Center	01/19/2024	Diagnostic Radiology: Mammography	4164-N Unique Features of the Siemens Inspiration Digital Breast Tomosynthesis System	1
2024 AAPM Online Learning Center	01/19/2024	Diagnostic Radiology: Mammography	4256-N Digital Breast Tomosynthesis Physics: Basics to Advanced	1
2024 AAPM Online Learning Center	01/21/2024	Diagnostic Radiology: Mammography	4260-N Changing Perceptions and Updated Methods for Mammography	1
2024 AAPM Online Learning Center	01/15/2024	Diagnostic Radiology: Mammography	4326-N Updates on the New ACR FFDM Manual	1

2024 AAPM Online Learning Center	01/19/2024	Diagnostic Radiology: Mammography	4535-N Design and initial evaluation of a novel physical breast phantom to monitor image quality in digital breast tomosynthesis	1
2024 AAPM Online Learning Center	01/15/2024	Diagnostic Radiology: Mammography	N-4575 Evaluating the Performance of Stereotactic Breast Imaging Biopsy Systems	1
2024 AAPM Online Learning Center	10/03/2024	Diagnostic Radiology: Mammography	N-4784 Contrast-Enhanced Breast Imaging	1
2024 AAPM Online Learning Center	09/24/2024	Diagnostic Radiology: Mammography	N-4805 Artifacts in 2D and 3D Breast Imaging	1
2024 AAPM Online Learning Center	09/24/2024	Diagnostic Radiology: Mammography	N-4819 Breast Imaging: In the Clinic	1
Total Released Credits:				18

[Order this Transcript](#)
[Print](#)
[Back](#)



Integrated Science Support, Inc.

14464 N 169 Hwy
Smithville, MO 64089

The following is a true representation of the Continuing Mammography System Evaluation Experience for the indicated Physicist.

1/2/2025

Stephen E. Hale, Ph.D., DABR
President

Date

Continuing Experience Summary for Stephen E. Hale, Ph.D.

Facility State	MQSA Number	System Model	Date Performed
IA	243021	Selenia	2/13/2023
IA	10408338	Dimensions	5/23/2023
IA	129296	Essential	6/14/2023
IA	243021	Selenia	2/5/2024
IA	10408338	Dimensions	6/24/2024
IA	129296	Essential	7/30/2024
KS	246931	Selenia Dimensions	4/24/2023
KS	243046	Selenia Dimensions	5/26/2023
KS	225809	Selenia Dimensions	1/29/2024
KS	117002	Selenia Dimensions	3/1/2024
KS	158022	Selenia Dimensions	4/11/2024
KS	107064	Dimensions	6/6/2024
MO	116079	Dimensions	1/6/2023
MO	238396	Selenia	2/1/2023
MO	167411	Dimensions	2/6/2023
MO	209619	Pristina	2/8/2023
MO	226174	Essential w/ MTD	2/20/2023
MO	116079	Dimensions	3/3/2023
MO	139709	Selenia Dimensions	5/24/2023
MO	139709	Selenia Dimensions	5/24/2023
MO	116079	Selenia Dimensions	8/11/2023
MO	200824	Selenia Dimensions	9/26/2023

Facility State	MQSA Number	System Model	Date Performed
MO	187526	Selenia Dimensions	11/14/2023
MO	127191	3Dimensions	1/25/2024
MO	116079	Dimensions	1/26/2024
MO	119537	Selenia Dimensions	2/23/2024
MO	226174	Essential w/ MTD	2/23/2024
MO	116079	Dimensions	3/22/2024
MO	116079	Selenia Dimensions	8/9/2024
MO	200824	Selenia Dimensions	9/26/2024
MO	187526	Selenia Dimensions	11/1/2024
MO	209619	Essential w/ MTD	12/18/2024

IA Facilities:	<input type="text" value="3"/>	IA Machines:	<input type="text" value="6"/>
KS Facilities:	<input type="text" value="6"/>	KS Machines:	<input type="text" value="6"/>
MO Facilities:	<input type="text" value="10"/>	MO Machines:	<input type="text" value="20"/>