



Integrated Science Support, Inc.

14450 N 169 Hwy, Suite O
Smithville, MO 64089
(816) 390-9011

MQSA Physicist Qualifications
Greg Sackett, M.S., CHP

Contents

FDA Mammography Physicist Qualification Certificate

Missouri Qualified Expert Certificate

Missouri Mammography Physicist Initial Qualifications Certificate

Iowa Mammography Physicist Certificate

Kansas Medical Physicist Certificate

Initial Training Digital Mammography/Tomography

Continuing Education

Continuing Experience

Note: The Missouri Initial Qualifications Certificate does NOT have an expiration date.

Distributed March 2023



DEPARTMENT OF HEALTH & HUMAN SERVICES

Public Health Service

Food and Drug Administration
10993 New Hampshire Avenue
Silver Spring, MD 20993

August 15, 2012

Gregory D. Sackett, M.S., CHP
Integrated Science Support, Inc.
2027 N. 36th Street
St. Joseph, MO 64506

Dear Mr. Sackett:

After reviewing your credentials, the Division has determined that you meet the initial qualification requirements described in Section 900.12(a)(3)(i) of the final regulations which went into effect on April 28, 1999. A copy of this letter may be provided to your facility as documentation that these requirements are met. For MQSA documentation purposes, you will also need to supply all facilities where you provide mammography services a copy of your current State approval, State license, or Board certification. Please be aware that if your State approval or State license expires after a certain period, you must provide to your facilities a new copy of the documentation after each renewal. Failure to provide your facility with proper valid documentation may lead to a citation.

From the information you provided for our review, your starting date for meeting your continuing education and continuing experience requirement is May 10, 2012. If you have any further questions regarding this matter, please contact the MQSA Hotline at 1-800-838-7715.

Sincerely yours,

A handwritten signature in cursive script that reads "Helen J. Barr, MD".

Helen J. Barr, M.D., Director
Division of Mammography Quality and Radiation
Programs,
Office of Communication, Education, and Radiation
Programs
Center for Devices and Radiological Health

The Individual Below Is Hereby Recognized by the Missouri Department of Health and Senior Services, Bureau of Diagnostic Services as a

Qualified Expert in Radiation Safety

Greg Sackett MS, CHP




Recognition of Qualified Expert Status Valid

11/13/2022 Until: 11/13/2024

Qualified Expert ID:

QE047



Administrator, Bureau of Diagnostic Services



Area(s) of Expertise

- ☒ Health Physics Consultation
- ☒ Radiation Shielding Design
- ☒ Diagnostic Radiographic (Medical/Chiropractic/Podiatric)
- ☒ Fluoroscopy/Interventional Radiology
- ☒ Non-Medical/Industrial/Academic/Research
- ☐ Therapy/Linear Accelerator

- ☒ Mammography *(FDA MQSA Standards)
- ☒ CT
- ☒ Bone Density/DEXA
- ☒ Dental (Non-CBCT)
- ☒ Veterinary Radiology
- ☐ Other :

**MRCP has determined that this Qualified Expert currently meets FDA's MQSA standards for approval as a mammography medical physicist, and a copy of his/her current qualifications is maintained by the MRCP.*

Per requirements in 19 CSR 20-10.010, this person is found to have the necessary training and experience to be able to perform dependable radiation surveys. Despite recognition of this person's status as a Qualified Expert, the Department makes no warranty either expressed or implied as to the quality of specific services provided to an individual facility. Complaints regarding this person's ability to continue to conduct dependable radiation surveys may be directed to the Radiation Control Program at 573-751-6083 or MRCP@health.mo.gov

**Missouri Department of Health and Senior Services**

P.O. Box 570, Jefferson City, MO 65102-0570 Phone: 573-751-6400 FAX: 573-751-6010
RELAY MISSOURI for Hearing and Speech Impaired 1-800-735-2966 VOICE 1-800-735-2466

Margaret T. Donnelly
Director



Jeremiah W. (Jay) Nixon
Governor

May 10, 2012

Qualifications Review of Individuals Providing Medical Physics Support Services in Mammography

Missouri Rule 19 CSR 20-11.060 authorizes the Missouri Department of Health and Senior Services (DHSS) to approve individuals providing medical physics support to suppliers of mammography services. DHSS's Missouri Radiation Control Program (MRCP) has reviewed documentation for:

Name: Gregory D. Sackett, M.S., CHP
Company or Title: Integrated Science Support
Address: 2027 N. 36th Street
City/State/Zip Code: St. Joseph MO 64506

Review of Initial Qualifications

Initial Requirement	Documentation Required by FDA	Documents Reviewed/On File at MRCP
License, Approval or Board Certified	State License, State Approval Letter or ABR/AOBR Certificate in Diagnostic Physics	Missouri Dept. of Health & Senior Services State Approval Letter May 10, 2012
Qualifying Degree	Degree in Physical Science: PhD or MS with 20 hours in Physics	M.S. in Health Physics Texas A&M University August 12, 1995
Specialized Survey Training*	PhD or MS Degree: 20 contact hours	Letter from Stephen E. Hale, Ph.D. documenting Mr. Sackett completed 20 contact hours of training in surveying mammography facilities. April 26, 2012
Initial Experience*	PhD or MS Degree: 1 facility and 10 units	Letter from Stephen E. Hale, Ph.D. documenting Mr. Sackett surveyed, under direct supervision, one (1) facility and ten (10) mammography units. April 26, 2012
New Modality Training (if applicable)	Certificate(s) documenting 8 hours modality-specific training prior to surveying in that modality	Letter from Stephen D. Hale, Ph.D. documenting Mr. Sackett received eight (8) hours of training in surveying digital mammography units. April 26, 2012

*Individual may attest to fulfilling this requirement if training and/or experience obtained prior to October 1, 1994.

MISSOURI APPROVAL IS GRANTED

Start Date: May 10, 2012

Documentation of your continuing education and experience was reviewed and found to be acceptable. Remember that documentation of continuing education and experience must be kept on file at all facilities where you provide medical physics services. Inform MRCP of any changes in name, address or telephone number. Please note FDA has decreed this review/approval is not reciprocal between states. You will need a similar review by each state in which you provide these services. You can also send your documentation directly to FDA for their review.

If you have any questions or need additional information, please contact the Missouri Radiation Control Program at (573) 751-6083.

Review performed by: Charles C. Arnold
FDA Certified MQSA Inspector #I2227
Missouri Radiation Control Program
Bureau of Health Services Regulation

www.dhss.mo.gov

Healthy Missourians for life.

The Missouri Department of Health and Senior Services will be the leader in promoting, protecting and partnering for health.

AN EQUAL OPPORTUNITY / AFFIRMATIVE ACTION EMPLOYER: Services provided on a nondiscriminatory basis.

March 4, 2023

Greg Sackett
14450 N 169 HIGHWAY SUITE O
SMITHVILLE, MO 64089

Dear Greg Sackett,

This letter is to verify that you have met *all MQSA initial qualification requirements as stated in the final regulations, 900.12(a)(3)(i) and all* Iowa registration requirements for a medical physicist in:

Mammography: Digital
Mammography: Tomosynthesis

Therefore, you are permitted to perform all those procedures required under Iowa Radiation Machines Rules for the above categories. Your **registration number MPHY10023** expires on April 30, 2024.

Each Iowa facility where you provide medical physics services must have a copy of this Medical Physics Approval letter.

Thank you for your cooperation. Please call 515-285-3246 if you have any questions.

Sincerely,

Patty Riesberg

Patty Riesberg, Bureau Chief
Bureau of Radiological Health
Office Phone: (515) 281-0405
Fax: <FaxNumber>
Email: Patricia.Riesberg@idph.iowa.gov

Bureau of Community Health Systems
Radiation Control Program
1000 SW Jackson St., Ste 330
Topeka, KS 66612-1365



Phone: 785-296-1560
Fax: 785-296-0984
Xray@kdheks.gov

Susan Mosier, MD, Secretary

Department of Health & Environment

Sam Brownback, Governor

July 26, 2016

GREG SACKETT, M.S.
15202 NE 116TH STREET
KEARNEY, MO 64060

Dear GREG SACKETT, M.S.:

We are in receipt of your recent request to be registered as a Medical Diagnostic X-ray Physicist in Kansas.

Based on the information you provided, we are pleased to inform you that your request has been accepted.
Enclosed is registration document number (KS-114).

The Kansas Radiation Protection Regulations can be accessed at <http://www.kdheks.gov/radiation/regs.html>.

If you have further questions please feel free to contact this office.

Sincerely,

Jesse L. Woltje
X-ray and Mammography Compliance
Bureau of Community Health Systems
Radiation Control Program
Phone 785-296-1993
jwoltje@kdheks.gov



KANSAS DEPARTMENT OF HEALTH AND ENVIRONMENT

Bureau of Community Health Systems

Radiation Control Section

1000 SW Jackson, Ste. 330

Topeka, KS 66612-1365



Kansas X-ray Service Provider Registration

Greg D. Sackett, M.S.

*Is hereby registered as a provider of radiation services in the specialty
areas specified below in accordance with Article 35 of the Kansas Radiation
Protection Regulations.*

SERVICE PROVIDER NUMBER

KS-114

SERVICE PROVIDER SPECIALTY

Medical Diagnostic X-ray Physicians

REGISTRATION DATE

July 26, 2016

FOR THE STATE DEPARTMENT OF HEALTH AND ENVIRONMENT

By


Jason Barney, RRPI



Integrated Science Support, Inc

2027 N. 36th Street
St. Joseph, MO 64506
(816) 390-9011
(800) 306-4477

May 10, 2012

To: Whom It May Concern

From: Stephen E. Hale Jr., Ph.D.

Subject: Initial MQSA Training Requirements for Gregory D. Sackett, MS, CHP

This memo is to certify that between the dates of January 11, 2012, and April 26, 2012, Gregory D. Sackett, MS, CHP, received 20 contact hours of training in the surveying of mammography x-ray systems.

This memo is also to certify that during the same period of time he performed 10 mammography inspections under the direct supervision of Stephen E. Hale Jr., Ph.D.

This memo is also to certify that during the same period of time he received 8 hours of training in surveying digital mammography units. This training was conducted by Stephen E. Hale Jr., Ph.D.

The records of this training and experience are available in the corporate offices of Integrated Science Support, Inc., at 2027 N. 36th Street, Saint Joseph, MO 64506.

HOLOGIC™

The Women's Health Company



Hereby awards this Certificate of Completion to

Greg Sackett, M.S., CHP

*For completing 3 hours of **HOLOGIC's** Online Tomosynthesis Training
For Medical Physicists in accordance with MQSA guidance for Digital 3-D Mammography Systems**

Selenia® Dimensions® Quality Control and Set-up Procedures

On this Date: February 22, 2012

*Authorized by: Georgia H. Kitzke
VP, Product and Clinical Education, Breast Health*

** MQSA guidelines require each Medical Physicist to complete eight hours of product training prior to using the Selenia Dimensions™ for clinical use.*

HOLOGICTM

The Women's Health Company



Hereby awards this Certificate of Completion to

Greg D. Sackett, M.S.

*For completing 4 hours of HOLOGIC's product
training in accordance with MQSA guidance for Digital 3-D Mammography Systems**

Selenia DimensionsTM Quality Control and Set-up Procedures

On this Date: 11/14/2012

Authorized Instructor:


Todd Vincent BMI

* MQSA guidelines require each Medical Physicist to complete eight hours of product training prior to using the Selenia DimensionsTM for clinical use.

HOLOGICTM

The Women's Health Company



Hereby awards this Certificate of Completion to


Greg D. Sackett, M.S.

*For completing 2 hours of HOLOGIC's product
training in accordance with MQSA guidance for Digital 3-D Mammography Systems**

Selenia DimensionsTM Quality Control and Set-up Procedures

On this Date: 11/15/2012

Authorized Instructor:

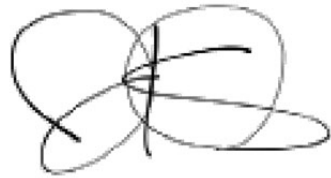

Todd Vincent BMH

** MQSA guidelines require each Medical Physicist to complete eight hours of product training prior to using the
Selenia DimensionsTM for clinical use.*

Certificate of Completion

Greg Sackett, MS

In recognition of successful completion of the GE Healthcare
Digital Breast Tomosynthesis Supplemental Training Program



Jessie Jacob, MD, MMM
GE Chief Medical Officer, Women's Health

April 16, 2015



GE Healthcare



Integrated Science Support, Inc

2027 N. 36th St.
St, Joseph, MO 64506
(816) 390-9011
(800) 306-4477
Fax (816) 390-8003

November 24, 2015

To: Whom it may Concern

From: Jon Erickson, Ph.D., DABR

Subject: Physicist training for General Electric

This is to certify that Greg Sackett, MS, CHP has received 8 hours of in-service training in the unique aspects of the General Electric Seno-Clair Breast Tomosynthesis system.

CERTIFICATE *of* COMPLETION

This is to certify that:

Greg Sackett

successfully completed

MAMMOMAT Inspiration Tomosynthesis for Medical Physicists

This 3.0 hour web based training on Siemens Tomosynthesis

for Digital 3-D Mammography Systems. Training includes Siemens unique feature training.

Course ID: 90010613

Completion Date: 09/16/2015

Credits Type/Earned: 3 Category A

Approving Organization: AHRA

Reference Number: END1784

Approved Date Range: 08/13/2015 - 08/31/2016

SIEMENS



Gregory Scrensen, MD
President & CEO

CERTIFICATE of COMPLETION

This is to certify on (date): 9/18/15

Greg Sackett

has successfully completed a total of 5.0 hours of Siemens hands-on Tomosynthesis training for Medical Physicists in accordance with MQSA guidelines for Digital 3-D Mammography Systems:

Nanci Wozniak

Nanci L. Wozniak, BS, RT(N), CNMT
Vice President, Education Services

Logged in as gsackett@issphysics.com, CAMPEPID# 40727 | [Logout](#)

CAMPEP
Commission on Accreditation of Medical Physics Education Programs, Inc.
Certificate of Medical Physics Continuing Education Credits
----Transcript----

Greg Sackett

14450 N 169 Hwy, Suite O
 Smithville, MO 64089
 US

Participated in the following CAMPEP accredited educational program(s) and is awarded Medical Physics Continuing Education Credits (MPCECs) as designated

<u>Program Title</u>	<u>Date Credits Earned</u>	<u>Category/SubCategory</u>	<u>EA Title</u>	<u>Credits</u>
2021 AAPM Online Continuing Education	01/11/2021	Diagnostic Radiology: Mammography	A Clinical Perspective On DBT-Guided Stereotactic Breast Biopsy	1
2021 AAPM Online Continuing Education	01/11/2021	Diagnostic Radiology: Mammography	Accreditation of Stereotactic Breast Biopsy and Breast Ultrasound Systems	1
2021 AAPM Online Continuing Education	01/08/2021	Diagnostic Radiology: Mammography	Clinical Factors and Patient Dose in Mammography	1
2021 AAPM Online Continuing Education	01/08/2021	Diagnostic Radiology: Mammography	DMIST Quality Control Part I	1
2021 AAPM Online Continuing Education	01/08/2021	Diagnostic Radiology: Mammography	Emerging Clinical Digital Mammography Technologies	1
2021 AAPM Online Continuing Education	01/08/2021	Diagnostic Radiology: Mammography	Mammography Dose and Accreditation	1
2021 AAPM Online Continuing Education	01/08/2021	Diagnostic Radiology: Mammography	Preparing for MQSA Inspections	1
2021 AAPM Online Continuing Education	01/08/2021	Diagnostic Radiology: Mammography	Stereotactic Breast Biopsy - Physics Evaluations and 2017 updates	1
2021 AAPM Online Continuing Education	01/08/2021	Diagnostic Radiology: Mammography	Stereotactic Breast Biopsy: Historical reminder	1
2021 AAPM Online Continuing Education	01/11/2021	Diagnostic Radiology: Mammography	The New ACR Mammography QC Manual 2019- Physics Field Experience	1
2023 AAPM Online Learning Center	01/16/2023	Diagnostic Radiology: Mammography	2135-N Anatomical Noise in Contrast Enhanced Digital Mammography	1
2023 AAPM Online Learning Center	01/17/2023	Diagnostic Radiology: Mammography	4258-N Digital Breast Tomosynthesis Unique Features of the GE SenoClaire Tomosynthesis System	1
2023 AAPM Online Learning Center	01/17/2023	Diagnostic Radiology: Mammography	4260-N Changing Perceptions and Updated Methods for Mammography	1

2023 AAPM Online Learning Center	01/17/2023	Diagnostic Radiology: Mammography	4264-N Dense Breasts, Risk Stratification, DCIS Controversy Genetic Based Risk Stratification - The Road to Customized Care	1
2023 AAPM Online Learning Center	01/16/2023	Diagnostic Radiology: Mammography	4326-N Updates on the New ACR FFDM Manual	1
2023 AAPM Online Learning Center	01/12/2023	Diagnostic Radiology: Mammography	4417-N From Detection to Prediction: Imaging Markers of Breast Cancer Risk	1
Total Released Credits:				16

[Order this Transcript](#)[Print](#)[Back](#)



Integrated Science Support, Inc.

14464 N 169 Hwy
Smithville, MO 64089

The following is a true representation of the Continuing Mammography System Evaluation Experience for the indicated Physicist.

1/12/2023

Stephen E. Hale, Ph.D., DABR
President

Date

Continuing Experience Summary for Greg Sackett, M.S., CHP.

Facility State	MQSA Number	System Model	Date Performed
IA	243021	Selenia	2/1/2021
IA	10381904	Pristina	6/21/2021
IA	10408338	Dimensions	5/24/2022
IA	10381904	Pristina	6/27/2022
KS	120337	Pristina	1/14/2021
KS	136036	Selenia Dimensions	1/27/2021
KS	136036	Selenia Dimensions	3/4/2021
KS	117002	Selenia Dimensions	3/8/2021
KS	120337	Pristina	1/13/2022
KS	136036	Selenia Dimensions	1/24/2022
KS	117002	Selenia Dimensions	3/9/2022
KS	109652	Senographe Pristina	4/27/2022
KS	107064	Dimensions	6/3/2022
MO	154526	Selenia Dimensions	1/13/2021
MO	209619	Pristina	2/3/2021
MO	18327	Selenia Dimensions	2/16/2021
MO	167411	Dimensions	2/18/2021
MO	217588	Pristina	5/21/2021
MO	119537	Lorad Selenia	6/23/2021
MO	127191	Selenia Dimensions	6/24/2021
MO	243139	Selenia Dimensions	6/29/2021
MO	222746	Dimensions	8/5/2021

Facility State	MQSA Number	System Model	Date Performed
MO	183335	Selenia Dimensions	8/16/2021
MO	235600	Pristina	8/18/2021
MO	217588	Senographe Pristina	8/20/2021
MO	133298	Selenia Dimensions	9/2/2021
MO	187526	Selenia Dimensions	9/15/2021
MO	217588	Senograph Pristina	9/24/2021
MO	236085	Selenia Dimensions	9/29/2021
MO	241666	Pristina	10/14/2021
MO	245885	Selenia Dimensions	11/3/2021
MO	245487	Dimensions	11/8/2021
MO	109694	Pristina	11/24/2021
MO	209189	Selenia Dimensions	12/7/2021
MO	154526	Selenia Dimensions	1/11/2022
MO		Selenia Dimensions	2/8/2022
MO	209619	Pristina	2/14/2022
MO	238396	Selenia	2/16/2022
MO	227260	Essential	3/23/2022
MO	139709	Selenia Dimensions	5/3/2022
MO	139709	Selenia Dimensions	5/3/2022
MO	217588	Pristina	5/18/2022
MO	127191	Selenia Dimensions	6/6/2022
MO	127191	Selenia Dimensions	6/6/2022
MO	243139	Selenia Dimensions	6/13/2022
MO		Selenia Dimensions	7/7/2022
MO	133298	Selenia Dimensions	7/26/2022
MO	222746	Dimensions	8/2/2022
MO	236085	Lorad Selenia Dimensions	8/3/2022
MO	235600	Pristina	8/17/2022
MO	217588	Senographe Pristina	8/18/2022
MO	187526	Selenia Dimensions	8/19/2022
MO	217588	Senograph Pristina	9/29/2022
MO	187526	Selenia Dimensions	9/30/2022
MO	241666	Pristina	10/14/2022
MO	109694	Pristina	11/14/2022

Facility State	MQSA Number	System Model	Date Performed
MO	245885	Selenia Dimensions	11/22/2022
MO	209189	Selenia Dimensions	12/13/2022
MO	154526	Selenia Dimensions	1/5/2023

IA Facilities:	<div>3</div>	IA Machines:	<div>4</div>
KS Facilities:	<div>5</div>	KS Machines:	<div>9</div>
MO Facilities:	<div>23</div>	MO Machines:	<div>46</div>